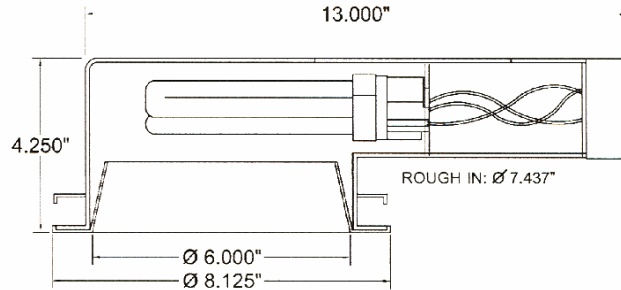
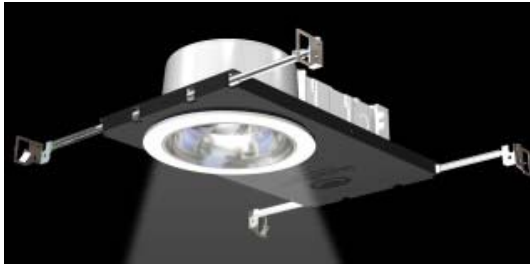


NuTech113 – 6 Inch Series - New Construction 100% Composite Compact Fluorescent Downlight



Description: 100% composite (non-metallic) recessed fluorescent downlight is non-corrosive, high efficiency and self-extinguishing. UL/CUL listed for wet and damp location, also Marine 1598A. Approved for IC and ICAT applications. Energy Star qualified. Title 24 compliant, meets State of Washington requirements for restricted airflow ASTM E283. Ideal for commercial and residential installations including; apartment complexes, condos, co-ops, assisted living residences, hospitals, hotels, offices, shopping centers, food preparation locations, cruise ships, gyms, kitchens, bathrooms, laundry rooms, utility rooms, hallways, closets, soffits, saunas, spas, shorefront and marine locations etc.

Available Wattages and Configurations

Prefix	# Lamps per Luminaire	Lamping	Ballast Types	Baffles, Reflectors, Trims & Other
6 Inch Series	1 or 2	13W Quad, Twin	UNIV-Universal	<u>Trims</u>
	1 or 2	18W Quad, Triple	Electronic Ballast	1R1 - Specular clear baffle with white trim
	1 or 2	26W Quad, Triple	(UEHP) 120-277 Volt	1R2 - Specular gold baffle with white trim
	1	32W Triple	Electronic High Power Factor (EHP) 120 Volt	1R3 - Specular white baffle with white trim
	1	42W Triple	Electronic High Power Factor (EHP) 347 Volt	1R5 - Specular black baffle with white trim
			Magnetic Normal Power Factor (NP)	1R6 - Black step baffle with white trim
			DB-Dimming Ballast (Specify 120 or 277V)	1R7 - White step baffle with white trim
			EB- Emergency back-up	1R8 - Specular cross blade with white trim
				1R9 - White specular cross blade with white trim
				1R10 - Black Specular cross blade with white trim
				2R1 - Clear fresnel with white trim
				2R1A - Opaque fresnel with white trim
				2R2 - Opaque diffuser with white trim
				3R1 - Wall wash
				<u>Reflectors</u>
				GR - Gold specular reflector
				SR - Clear specular reflector
				WR - White specular reflector
				<u>Select</u>
				Remodel / Rework
				Design / New construction
				Insulated Ceiling – non corrosive
				Insulated Ceiling / Airtight – non corrosive

Project Name: _____

Type: _____

Catalog #: _____

Ordering Instructions

Fixture Type	# Lamps	Installation Type	Ballast Type	Reflector Color	Trim	Other
6" Series (RZ)	1 or 2	RM, NC, IC, ICAT	120, 277, 347 EHP, UEHP, MNP	SR, WR, GR	1R1	DB / EB



NuTech Lighting Corp.
608 Fifth Avenue, Suite 810
New York, NY 10020

Tel: 212-541-7397
Fax: 212-459-0880
www.nutechlighting.com

Note: Specifications subject to change without notice

NuTech113 – 6 Inch Series - New Construction 100% Composite Compact Fluorescent Downlight Con't.

Specifications / Features

HOUSING AND REFLECTOR – Corrosion and impact resistant composite, self-extinguishing - does not promote flame spread. A wide range of unbreakable composite trims are available. All trims feature patented twist-on twist-off installation. IC and ICAT housing available.

BALLAST - Solid-state electronic available in120V, 120V-277 and 347 Volt. Also available in magnetic, dimming (specify 120 or 277 volt) and emergency back-up. Ballasts provided by Advance, and Iota.

MOUNTING – Mounts easily in suspended or hard ceilings. All units include molded adjustable composite mounting arms which handles ceiling thickness of ½ to 1 ¼ inches. 100% composite hanging frame kit (new construction) with bars for joists 13 – 24 inches.

JUNCTION BOX - Corrosion and impact resistant composite. UL listed for through wiring. Easy access flip-up and snap-shut junction box lid.

SOCKET HOUSING - Corrosion and impact resistant composite, features patented tilt-down lamp removal system which automatically lowers the lamp for easy relamping.

SOCKET - Twin tube, snap in type 2-pin base. Quad and triple tube snap in type 4-pin base.

LAMPS - Twin, triple and quad tube compact fluorescent lamps (by others).

LISTINGS – UL/CUL listed wet and damp location, Marine 1598A. IC and ICAT rated with 100% composite housing.

Title 24 compliant for high efficacy. Meets State of Washington restricted air-flow requirements, ASTM E283.

Energy Star qualified. New York City Calendar # 42648.

Candlepower Curve

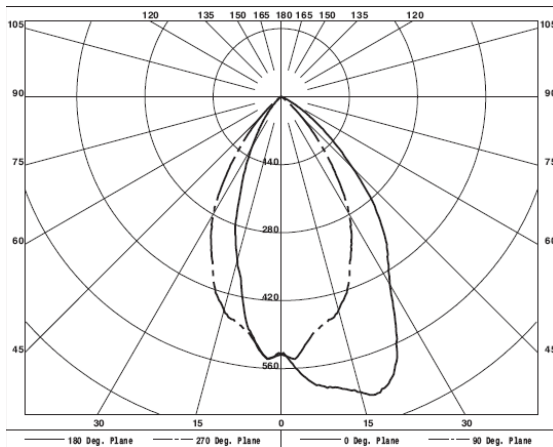
Luminaire Testing Labs, Inc. IES Number: 07282

Model RZ1 13 CF downlight, IC ballast, specular reflector (SR), one Philips PL-C 13W/27, rated @ 900 Lumens

Coefficients of Utilization – Zonal Cavity Method

Effective Floor Cavity Reflectance 0.20

RC RW	80				70				50				30				10				0
	70	50	30	10	70	50	30	10	50	30	10	50	30	10	50	30	10				
0	75	75	75	75	73	73	73	73	70	70	70	67	67	67	64	64	64	63			
1	72	70	68	67	70	69	67	66	66	65	64	64	63	62	61	61	60	59			
2	68	65	62	60	67	64	61	60	62	60	58	60	58	57	58	57	56	55			
3	64	60	57	55	63	59	57	54	58	55	53	56	54	52	55	53	52	51			
4	61	56	52	50	60	55	52	49	54	51	49	53	50	48	51	49	48	47			
5	57	52	48	45	56	51	48	45	50	47	45	49	46	44	48	46	44	43			
6	54	49	45	42	53	48	44	42	47	44	41	46	43	41	45	43	41	40			
7	51	45	41	38	50	45	41	38	44	41	38	43	40	38	42	40	38	37			
8	48	42	38	35	47	41	38	35	41	37	35	40	37	35	39	37	35	34			
9	45	39	35	32	42	35	32	29	35	31	29	34	31	29	34	31	29	28			
10	42	36	32	29	42	35	32	29	35	31	29	34	31	29	34	31	29	28			



Zonal Lumen Summary

Zone	Lumens	% Lamp	% Fixt
0-30	340	37.8	60.1
0-40	474	52.7	83.7
0-60	565	62.7	99.6
0-90	567	63.0	100.0
90-180	0	0.0	0.0
0-180	567	63.0	100.0
Total Luminaire Efficiency:			63.0

CIE Type	Plane	0-DEG	90-DEG	180-DEG
Spacing Criteria		1.2	0.9	0.6
Luminous Diameter		6.000		



NuTech Lighting Corp.
608 Fifth Avenue, Suite 810
New York, NY 10020

Tel: 212-541-7397
Fax: 212-459-0880
www.nutechlighting.com

Note: Specifications subject to change without notice